

VINCENTSTOKES LIMITED

Registered number: 04686471

Identification

Registered number	04686471	Incorporation date	05/03/2003
Legal form	Private Limited	Latest accounts	31/03/2018
Status	Active		
SME indicator	Yes		
Global Ultimate Owner	The GUO of this controlled subsidiary is VINCENTSTOKES (HOLDINGS) LIMITED		
Previous name(s)	No name change recorded		

Contact address information

Address	Unit 17 Brooklands Court Kettering Venture Park Kettering Northamptonshire NN15 6FD England
Phone	01536524555 - registered on TPS
Web site	www.vincentstokes.com
E-mail	julia.rennie@vincentstokes.com

R/O address

	Unit 17 Brooklands Court Kettering Venture Park Kettering Northamptonshire NN15 6FD England
Phone	01536524555 - registered on TPS

Activities**UK SIC (2007) codes****Primary code**

41201 - Construction of commercial buildings

All codes

41201 - Construction of commercial buildings

Trade description

Construction of commercial buildings (Source: Jordans)

Overview

The company is engaged in the construction of residential and non-residential buildings. It was incorporated in March of 2003 and is based in Kettering, United Kingdom.

The company provides a wide range of services that include the entire construction of new houses and other residential buildings, single-family and multifamily housing. It is also involved in the design and development of commercial buildings, civil engineering projects and utility, as well as other industrial plant construction and environmental engineering services. Moreover, the company is responsible for the construction, renovation, and remodeling that include additions, alterations, reconstruction, maintenance and repair work of houses and other residential buildings.

Industry profiles from Moody's Research

There is no industry profile available.

Company profiles from Morningstar (Quantitative Equity Reports)

There are no Morningstar Quantitative Equity Reports associated to this entity.

*To ensure compliance with European Union's Market Abuse regulation (MAR) into effect since July 3rd 2016, disclosures and disclaimers have been updated through Morningstar Equity Research reports ; please refer to <http://global.morningstar.com/equitydisclosures> for the last updated version of these.

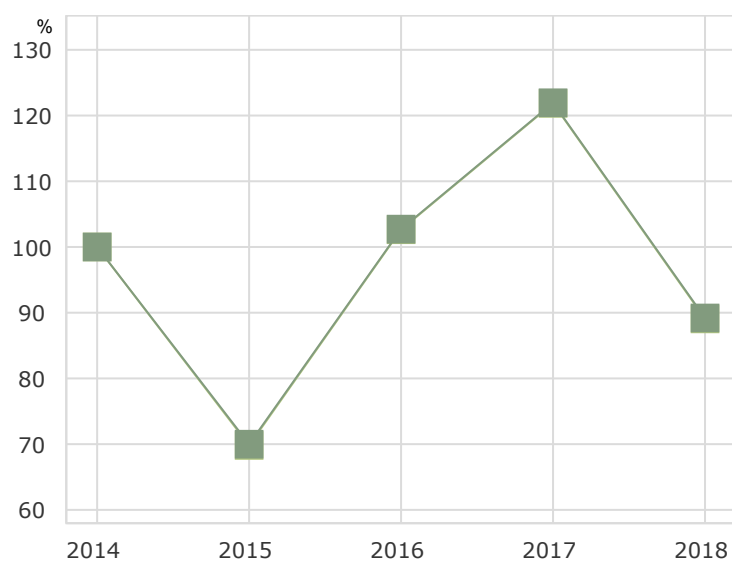
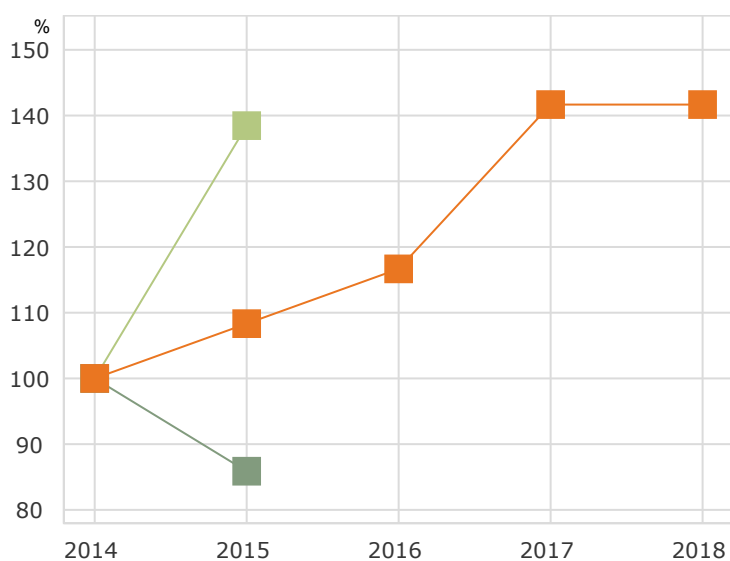
Company profiles from Moody's Research

There is no company profile available.

Key financials & employees

	31/03/2018 12 months £'000s Uncons.	31/03/2017 12 months £'000s Uncons.	31/03/2016 12 months £'000s Uncons.	31/03/2015 12 months £'000s Uncons.	31/03/2014 12 months £'000s Uncons.
Turnover				13,275	9,588
Profit/Loss before tax				1,127	1,312
Net tangible assets (liab.)	1,528	2,089	1,760	1,199	1,713
Shareholders funds	1,524	2,085	1,756	1,194	1,711
Profit margin (%)				8.49	13.69
Return on shareholders funds (%)				94.39	76.71
Return on capital employed (%)				93.99	76.60
Liquidity ratio	1.43	2.12	2.19	1.79	2.17
Gearing ratio (%)	71.87	0.22	0.23	0.43	0.15
Number of employees	17	17	14	13	12

Graphs - Key data items



■ Turnover (£'000s)
■ Profit/Loss before tax (£'000s)
■ Number of employees 17

■ Shareholders funds (£'000s) 1,524
■ Net tangible assets (liab.) (£'000s) 1,528

Detailed financials

	31/03/2018 12 months £'000s Uncons.	31/03/2017 12 months £'000s Uncons.	31/03/2016 12 months £'000s Uncons.	31/03/2015 12 months £'000s Uncons.	31/03/2014 12 months £'000s Uncons.
PROFIT & LOSS ACCOUNT					
Turnover				13,275	9,588
National turnover					
Export turnover					
Cost of sales				-11,206	-7,410
Exceptional items pre GP					
Other income pre GP					
Gross profit				2,069	2,178
Administration expenses				-944	-864
Other operating income/costs pre OP					
Exceptional items pre OP					
Operating profit				1,125	1,314
Other income					
Total other income & int received				2	0
Exceptional items					
Profit (loss) on sale of operations					
Costs of reorganisation					
Profit (loss) on disposal					
Other exceptional items					
Profit (loss) before interest paid				1,127	1,315
Interest received				2	0
Interest paid					-2
Paid to bank					
Paid on hire purchase					
Paid on leasing					
Other interest paid					-2
Net interest				2	-2
Profit (loss) before tax				1,127	1,312
Taxation				-438	-302
Profit (loss) after tax				689	1,011
Extraordinary items					
Minority interests					
Profit (loss) for period				689	1,011
Dividends				-1,206	-780
Retained profit (loss)				-517	230
Depreciation	8	7	11	8	10

	31/03/2018 12 months £'000s Uncons.	31/03/2017 12 months £'000s Uncons.	31/03/2016 12 months £'000s Uncons.	31/03/2015 12 months £'000s Uncons.	31/03/2014 12 months £'000s Uncons.
Depreciation owned assets					
Depreciation other assets				8	10
Impairment tangibles					
Audit fee				5	4
Non-audit fee					
Tax advice					
Non-tax advisory services					
Other auditors services					
Non-audit fees paid to other auditors					
Amortisation of goodwill					
Amortisation					
Write back of goodwill					
Total operating lease rentals				2	1
Hire of plant & machinery				2	1
Land & building or property rents & other					
Research & development					
Foreign exchange gains/losses					
Remuneration				705	527
Wages & salaries				613	456
Social security costs				73	51
Pension costs				19	20
Other staff costs					
Directors' remuneration				26	31
Directors' fees				19	23
Pension contribution				8	8
Other emoluments					
Highest paid director					
EBITDA				1,133	1,325
Number of employees	17	17	14	13	12

	31/03/2018 12 months £'000s Uncons.	31/03/2017 12 months £'000s Uncons.	31/03/2016 12 months £'000s Uncons.	31/03/2015 12 months £'000s Uncons.	31/03/2014 12 months £'000s Uncons.
BALANCE SHEET					
<i>Fixed assets</i>					
Tangible assets	24	23	21	25	14
Land & buildings					0
Freehold land					
Leasehold land					0
Fixtures & fittings	11	5		9	13
Plant & vehicles	13	18	21	16	2
Plant			21		
Vehicles	13	18		16	2
Other fixed assets					
Intangible assets					
Investments					
Fixed assets	24	23	21	25	14
<i>Current assets</i>					
Stock & W.I.P.					
Stock					
W.I.P.					
Finished goods					
Trade debtors	1,050	888	1,294	575	1,289
Bank & deposits	3,254	2,955	1,445	1,997	1,731
Other current assets	677	67	458	95	127
Group loans (asset)		13	13	13	13
Directors loans (asset)					
Other debtors	629		414	50	60
Prepayments	47	54	31	32	54
Deferred taxation					
Investments					
Current assets	4,981	3,910	3,197	2,666	3,147
<i>Current liabilities</i>					
Trade creditors	-1,551	-1,195	-673	-573	-762
Short term loans & overdrafts	-1,090			0	0
Bank overdrafts					
Group loans (short t.)	-1,090				
Director loans (short t.)				0	0
Hire purch. & leas. (short t.)					

	31/03/2018 12 months £'000s Uncons.	31/03/2017 12 months £'000s Uncons.	31/03/2016 12 months £'000s Uncons.	31/03/2015 12 months £'000s Uncons.	31/03/2014 12 months £'000s Uncons.
Hire purchase (short t.)					
Leasing (short t.)					
Preference Shares					
Other short term loans					
Total other current liabilities	-835	-650	-785	-919	-686
Corporation tax		-132	-228	-298	-104
Dividends					
Accruals & def. inc. (short t.)		-471	-415	-587	-356
Social securities & V.A.T.	-321	-47	-141	-34	-226
Other current liabilities	-514	0	0		
Current liabilities	-3,477	-1,844	-1,458	-1,492	-1,448
Net Current Assets (Working Capital)	1,504	2,066	1,739	1,174	1,699
Net tangible assets (liab.)	1,528	2,089	1,760	1,199	1,713
Working Capital needs	-501	-306	621	1	527
Total assets	5,005	3,933	3,218	2,692	3,162
Total assets less cur. liab.	1,528	2,089	1,760	1,199	1,713
<i>Long term liabilities</i>					
Long term debt					
Group loans (long t.)					
Director loans (long t.)					
Hire purch. & leas. (long t.)					
Hire purchase (long t.)					
Leasing (long t.)					
Preference Shares					
Other long term loans					
Total other long term liab.			-4		
Accruals & def. inc. (long t.)					
Other long term liab.			-4		
Provisions for other liab.	-5	-5		-5	-2

	31/03/2018 12 months £'000s Uncons.	31/03/2017 12 months £'000s Uncons.	31/03/2016 12 months £'000s Uncons.	31/03/2015 12 months £'000s Uncons.	31/03/2014 12 months £'000s Uncons.
Deferred tax	-5			-5	-2
Other provisions		-5			
Pension liabilities					
Balance sheet minorities					
Long term liabilities	-5	-5	-4	-5	-2
Net assets	1,524	2,085	1,756	1,194	1,711
<i>Shareholders' funds</i>					
Issued capital	0	0	0	0	0
Ordinary shares	0	0	0	0	0
Preference shares					
Other shares					
Total reserves	1,524	2,085	1,756	1,194	1,711
Share premium account	1	1	1	1	1
Revaluation reserves					
Profit (loss) account	1,523	2,084	1,755	1,193	1,710
Other reserves					
Shareholders' funds	1,524	2,085	1,756	1,194	1,711
	31/03/2018 12 months £'000s Uncons.	31/03/2017 12 months £'000s Uncons.	31/03/2016 12 months £'000s Uncons.	31/03/2015 12 months £'000s Uncons.	31/03/2014 12 months £'000s Uncons.
CASH FLOW STATEMENT					
Net cash in(out)flow operat. activ.				1,729	1,790
Net cash in(out)flow ret. on invest.				2	-2
Taxation				-241	-432
Net cash out(in)flow investing activ.					
Capital expend. & financial invest.				-18	-2
Acquisitions & disposals					
Equity dividends paid				-1,206	-780
Management of liquid resources					
Net cash out(in)flow from financing					
Net (de)increase in cash & equiv.				266	573

	31/03/2018 Uncons.	31/03/2017 Uncons.	31/03/2016 Uncons.	31/03/2015 Uncons.	31/03/2014 Uncons.
RATIOS					
<i>BALANCE SHEET RATIOS</i>					
Current ratio	1.43	2.12	2.19	1.79	2.17
Liquidity ratio	1.43	2.12	2.19	1.79	2.17
Shareholders liquidity ratio	330.94	452.40	427.93	237.03	688.75
Solvency ratio (Asset based) (%)	30.44	53.00	54.56	44.37	54.11
Solvency ratio (Liability based) (%)	43.76	n.s.	n.s.	79.75	n.s.
Asset cover					
Gearing (%)	71.87	0.22	0.23	0.43	0.15
Shareholders funds per empl. (unit)	89,627	122,626	125,413	91,859	142,571
Working capital per employee (unit)	-29,450	-18,011	44,333	94	43,911
Total assets per employee (unit)	294,428	231,375	229,846	207,041	263,474
<i>PROFITABILITY RATIOS</i>					
Profit margin (%)				8.49	13.69
Return on shareholders funds (%)				94.39	76.71
Return on capital employed (%)				93.99	76.60
Return on total assets (%)				41.88	41.51
Interest cover					537.56
Stock turnover					
Debtors turnover				23.11	7.44
Debtor collection (days)				15.80	49.08
Creditors payment (days)				15.76	29.02
Net assets turnover				11.07	5.60
Fixed assets turnover				526.99	664.06
Salaries/turnover (%)				5.31	5.50
Gross margin (%)				15.59	22.72
Berry ratio				2.19	2.52
EBIT margin (%)				8.47	13.71
EBITDA margin (%)				8.54	13.82
Turnover per employee (unit)				1,021,184	798,979
Average remun. per employee (unit)				54,232	43,906
Profit per employee (unit)				86,702	109,368

	2018-17	2017-16	2016-15	2015-14	2014-13
TRENDS & CHANGES					
<i>BALANCE SHEET TRENDS & CHANGES</i>					
<i>Trends (%)</i>					
Fixed assets	5.17	12.30	-18.56	74.48	-36.17
Current assets	27.38	22.30	19.91	-15.28	1.46
Stock					
Debtors	18.25	-31.35	125.23	-55.43	-28.27
Total assets	27.25	22.24	19.55	-14.87	1.19
Current liabilities	88.55	26.49	-2.30	3.04	-11.65
Creditors	29.85	77.40	17.45	-24.78	-14.64
Loans/Overdraft					
Long term liabilities	-0.09	12.31	-18.56	102.82	-46.75
<i>Changes (£'000s)</i>					
Fixed assets	1	3	-5	11	-8
Current assets	1,071	713	531	-481	45
Stock					
Debtors	162	-406	719	-715	-508
Total assets	1,072	716	526	-470	37
Current liabilities	1,633	386	-34	44	-191
Creditors	357	521	100	-189	-131
Loans/Overdraft	1,090				
Long term liabilities	0	1	-1	3	-2
<i>PROFITABILITY TRENDS & CHANGES</i>					
<i>Trends (%)</i>					
Turnover				38.46	-2.74
Profit before taxation				-14.12	37.76
Interest paid					
Number of employees		21.43	7.69	8.33	-7.69
<i>Changes</i>					
Turnover (£'000s)				3,688	-270
Profit before taxation (£'000s)				-185	360
Interest paid (£'000s)					2
Number of employees		3	1	1	-1

Peer report

- Companies closest to the subject company selected according to: Turnover
- Size of the peer group: 10

■ **Selected reference year:** Last avail. year

There is no peer report available for this company.
Select another variable or year.

Peer report graph

- **Breakdown according to:** Profit/Loss before tax
- **Selected group size:** 10
- **Selected reference year:** Last avail. yr

There is no pie chart available for this company.
Select another variable or year.

Credit score & limit

Credit score 0 

Likelihood of failure (%) 17.5

Credit limit (GBP) 31,898

Powered by CRIF Decision Solutions

A more in depth analysis of this company may require an assessment of the Ultimate Owner : VINCENTSTOKES (HOLDINGS) LIMITED

Mortgage data

REGISTRATION

Status Outstanding
Registered 07/06/2019
Number 2
Created 04/06/2019

DETAILS

Mortgage Description LEGAL CHARGE
Charge Status Outstanding
Person Entitled PHILIP STOKES, RACHEL VINCENT
Short Particulars CONTAINS FIXED CHARGE.CONTAINS FLOATINGCHARGE.FLOATING CHARGE COVERS ALL THE PROPERTY OR UNDERTAKING OF THE COMPANY.CONTAINS NEGATIVE PLEDGE.

REGISTRATION

Status Outstanding
Registered 05/01/2013
Number 1
Created 31/12/2012

DETAILS

Mortgage Description DEBENTURE
Charge Status Outstanding
Person Entitled RACHEL VINCENT AND PHILIP STOKES
Amount Secured ALL MONIES DUE OR TO BECOME DUE FROM THECOMPANY TO THE CHARGEЕ ON ANY ACCOUNT WHATSOEVER
Short Particulars FIXED AND FLOATING CHARGE OVER THE UNDERTAKING AND ALL PROPERTY AND ASSETS PRESENT AND FUTURE, INCLUDING GOODWILL, BOOKDEBTS, UNCALLED CAPITAL & EQUIPMENT
 SEEIMAGE FOR FULL DETAILS

Current directors

	Name	Role	Occupation	Appointment date
1.	Mr Robert Deans	Director	Director	17/07/2017
2.	Mr Philip Stokes	Director	Consultant	05/03/2003
3.	Ms Rachel Vincent	Director	Consultant	05/03/2003
		Company Secretary	Company Secretary	05/03/2003

Previous directors

There are no Directors available for this company.

Key contacts

Contacts at main address

	Name	Position	Function
1.	Mr. Robert Deans	Director	Executive Contact
2.	Mr Phil Stokes	Company Director	Executive Contact
3.	Mr. Philip Stokes	Director	Executive Contact
4.	Mr Mark Taylor	Health & Safety Director	Health and Safety Contact
5.	Ms Rachel Vincent	Consultant	Research & Development Contact

The purpose of the contact data section is to provide the names of individuals in key areas of a business who are located at any of the addresses linked to the displayed company. However, there is no guarantee that there is any legal relationship between each person displayed and the company report they appear on.

The corporate group

Current definition of the UO: The Ultimate Owner can be a corporate only. Global Ultimate Owner (GUO) **VINCENTSTOKES (HOLDINGS) LIMITED(GB)**

The companies underlined and displayed in **bold black** are available on **Mint UK**.

Subsidiary name	Source date	Op.rev. £'000s *	Tot. assets £'000s	Employees	Country	Postcode area	NACE
1. <u>VINCENTSTOKES LIMITED</u>	03/2019	n.a.	5,005	17	GB	NN15	4120

* = For an insurance company the corresponding value is the Gross Premium Written and for a bank it is the Operating Income (memo)

Controlling shareholders

BvD Independence Indicator: D

Current definition of the UO: The Ultimate Owner can be a corporate only.

The companies underlined and displayed in **bold black** are available on **Mint UK**.

Shareholder name	Direct (%)	Total (%)	Source date	Op.rev. £'000s *	Tot. assets £'000s	Employees	Country	Postcode area
Path from the GUO to the subject company								
VINCENTSTOKES (HOLDINGS) LIMITED (Domestic and Global UO)	100.00	100.00	03/2019	n.a.	6,224	n.a.	GB	NN15
VINCENTSTOKES LIMITED				n.a.	5,005	17	GB	NN15

* = For an insurance company the corresponding value is the Gross Premium Written and for a bank it is the Operating Income (memo)

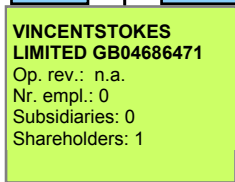

Shareholders

BvD Independence Indicator: D

The companies **underlined** and displayed in **bold black** are available on **Mint UK**.

Shareholder name	Direct (%)	Total (%)	Source date	Variation	Op.rev. £'000s *	Tot. assets £'000s	Employees	Country	Postcode area
<u>1 VINCENTSTOKES (HOLDINGS) LIMITED</u>	100.00	100.00	03/2019	↻	n.a.	6,224	n.a.	GB	NN15

* = For an insurance company the corresponding value is the Gross Premium Written and for a bank it is the Operating Income (memo)

Ownership tree**Auditors & advisors**

Auditor(s)

MOORE & SMALLEY LLP

Original Documents**2019**

Date	Document	Description	Pages
11/06/2019	Mortgage - MR01		9
31/03/2019	Annual Accounts - AA		11
05/03/2019	Annual Return - CS01		3

2018

Date	Document	Description	Pages
22/08/2018	Change in Director or Secretary - CH01		2
31/03/2018	Annual Accounts - AA		11
05/03/2018	Annual Return - CS01		3

2017

Date	Document	Description	Pages
17/07/2017	Change in Director or Secretary - AP01		2
31/03/2017	Annual Accounts - AA		13
08/03/2017	Notification of single alternative inspection location (SAIL)		1
08/03/2017	Change of location of company records to the single alternative inspection location (SAIL)		1
05/03/2017	Annual Return - CS01		6

2016

Date	Document	Description	Pages
12/08/2016	Change in Director or Secretary - CH01		2
31/03/2016	Annual Accounts - AA		12
05/03/2016	Annual Return - AR01		5

2015

Date	Document	Description	Pages
31/03/2015	Annual Accounts - AA		18
05/03/2015	Annual Return - AR01		4

2014

Date	Document	Description	Pages
31/03/2014	Annual Accounts - AA		19
05/03/2014	Annual Return - AR01	05/03/14 full list	4

2013

Date	Document	Description	Pages
31/03/2013	Annual Accounts - AA	Accounts for 'medium' co. made up to 31/03/13	18
05/03/2013	Annual Return - AR01	05/03/13 full list	4
11/01/2013	Mortgage - MG01	Particulars of a mortgage or charge / charge no: 1	5
11/01/2013	Capital - SH08	Notice of name or other designation of class of shares	2
11/01/2013	Resolution to adopt or alter Memorandum and Articles	Adopt articles 31/12/2012	15

2012

Date	Document	Description	Pages
31/03/2012	Annual Accounts - AA	Accounts for 'medium' co. made up to 31/03/12	20
05/03/2012	Annual Return - AR01	05/03/12 full list	5

2011

Date	Document	Description	Pages
28/10/2011	Change in Director or Secretary - CH01		2
28/09/2011	Change in Director or Secretary - CH01		2
31/03/2011	Annual Accounts - AA		8
05/03/2011	Annual Return - AR01		5

2010

Date	Document	Description	Pages
22/05/2010	Change in Director or Secretary - CH01		2
22/05/2010	Change in Director or Secretary - CH03		1
22/05/2010	Change in Director or Secretary - CH01		2
31/03/2010	Annual Accounts - AA		8
05/03/2010	Annual Return - AR01		5

2009

Date	Document	Description	Pages
24/04/2009	Change in Director or Secretary - 288c		1
23/04/2009	Annual Return - 363a		5
31/03/2009	Annual Accounts - AA		9

2008

Date	Document	Description	Pages
11/06/2008	Auditors letter of resignation		1
30/04/2008	Change in Director or Secretary - 288c		1
29/04/2008	Annual Return - 363a		5
31/03/2008	Annual Accounts - AA		6
17/01/2008	Change in Director or Secretary - 288c	Secretary's particulars changed;director's particulars changed	1

2007

Date	Document	Description	Pages
23/07/2007	Change of registered office - 287		1
12/04/2007	Capital - 88(2)R		2
31/03/2007	Annual Accounts - AA		6
24/03/2007	Annual Return - 363s		7

2006

Date	Document	Description	Pages
10/04/2006	Annual Return - 363s		7
31/03/2006	Annual Accounts - AA		6